



**mpc**  
METODICKO-PEDAGOGICKÉ CENTRUM



Moderné vzdelávanie pre vedomostnú spoločnosť / Projekt je spolufinancovaný zo zdrojov EÚ

Kód ITMS: 26130130051

číslo zmluvy: OPV/24/2011

**Metodicko – pedagogické centrum**

**Národný projekt**

**VZDELÁVANÍM PEDAGOGICKÝCH ZAMESTNANCOV  
K INKLÚZII MARGINALIZOVANÝCH RÓMSKYCH KOMUNÍT**

**Otília Sabolová**

**Zábavne anglicky 1**

2014

**Vydavateľ:** Metodicko-pedagogické centrum,  
Ševčenkova 11, 850 01 Bratislava

**Autor UZ:** PaedDr. Otília Sabolová

**Kontakt na autora UZ:** Základná škola Budkovce 355  
072 15 Budkovce

**Názov:** **Zábavne anglicky 1**

**Rok vytvorenia:** 2014

**Oponentský posudok vypracoval:** Mgr. Martina Bajuziková

**ISBN 978-80-8052-752-5**

Tento učebný zdroj bol vytvorený z prostriedkov projektu Vzdelávaním pedagogických zamestnancov k inklúzii marginalizovaných rómskych komunít. Projekt je spolufinancovaný zo zdrojov Európskej únie.






Text neprešiel štylistickou ani grafickou úpravou.

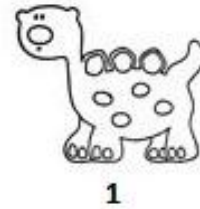
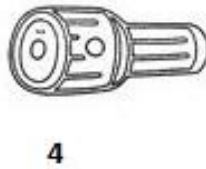
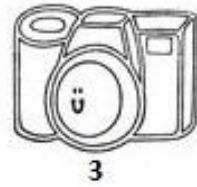
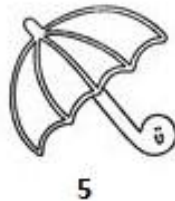
## **Obsah:**

1. Pracovné listy k jednotlivým tematickým celkom	
1.1 Pracovné listy – tematický celok Hračky	4
1.2 Pracovné listy – tematický celok Zvieratá	7
1.3 Pracovné listy – tematický celok Rozprávkové bytosti	19
1.4 Pracovné listy – tematický celok Číslo do 1 do 10	24
1.5 Pracovné listy – tematický celok Narodeninová oslava - párty	26
1.6 Pracovné listy – tematický celok Dom a jeho časti	29
1.7 Pracovné listy – tematický celok Jedlo, ovocie a zelenina	30
Záver	35




### 1.1 Pracovné listy – tematický celok Hračky - Toys.

Vyfarbi podľa čísel a značiek celé hračky. Colour the toys according to numbers and brands.

- 1 - pink 
- 2 - brown 
- 3 - blue 
- 4 - yellow 
- 5 - green 



Prirad' názov hračky a utvor dvojice. Match the name to the of the toy and make the pairs.



HORSE

DUCK

DOLL

CAR

Vytvor dvojice. Make the pairs.

TEDDY

ROBOT

BALL

DOLL

DINO

PENCIL

UMBRELLA



PHONE

MOBIL

CAMERA



WATCH

FLASHLIGHT

Ktorá hračka nasleduje? Dokresli a pomenuj anglicky. Which toy does follow? Draw and write it in English.



Koľko vecí je na obrázku? Označ správne číslo. How many things can you see in the picture? Select the correct number. Mark the correct number.



or



or




Nakresli svoju najobľúbenejšiu hračku. Draw your most favourite toys.




**1.2 Pracovné listy – tematický celok Zvieratá - Animals.**



Nájdí zmenu a vyfarbi zvieratá. Find differences and colour the animals.




Dokresli. Finish the picture.



Nájdí zmenu a vyfarbi. Find differences and color them.















Dokonči. Complete.

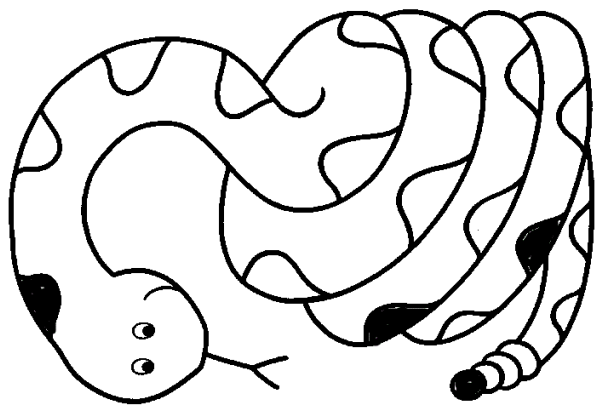








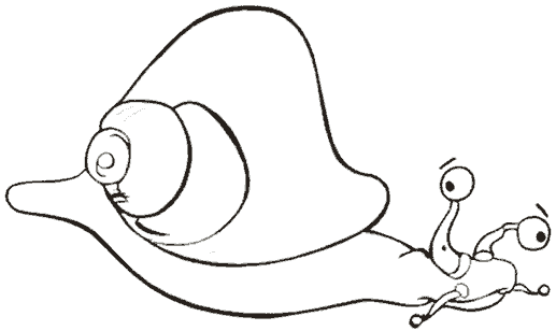
Nájdí rozdiely. Find the differences.























i-creative.cz



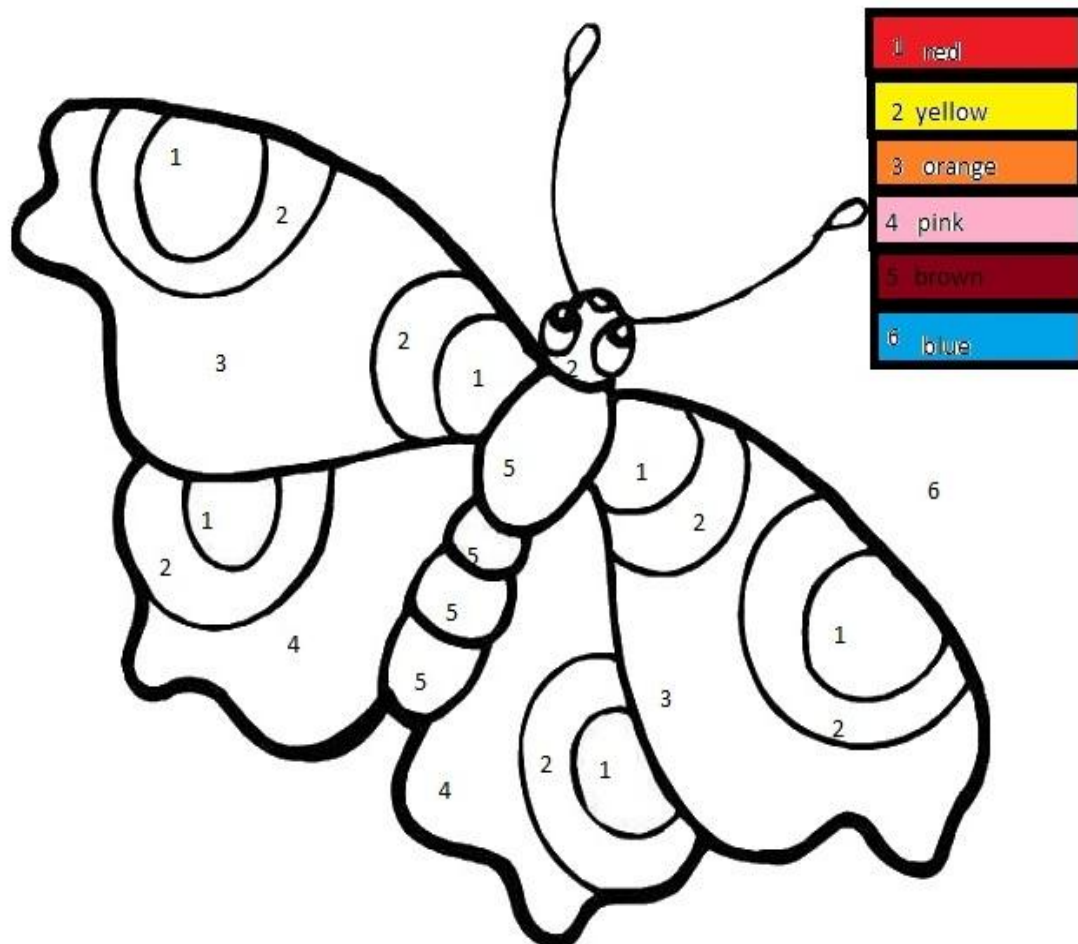
i-creative.cz




Povedz čo najviac zvierat, ktoré sa začínajú na tieto písmená (písmená nájdeš, ak pospájaš bodky). Say as many animals as you can that start with these letters (you can find them if you connect the dots).



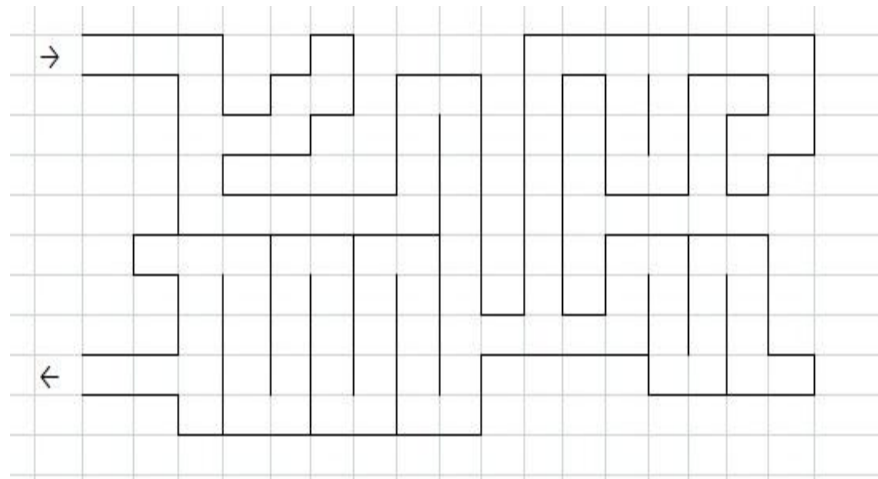
Vyfarbi podľa značiek. Color it according to numbers.



Vyfarbi podľa pokynov. Color it according to the instructions.




Nájdí cestu motýľa ku kvetu a vyfarbi. Find the right way for the butterfly to the flower and color it.













Vyfarbi podľa pokynov. Color it according to the instructions.













Správne vytvor dvojice. Make the pairs.


BUTTERFLY HORSE TURTLE CAT SHEEP GOAT HEN PIG



Vyfarbi pexeso , vystrihni ho a zahraj si s kamarátom. Color the pexeso, cut it out and play this game with your friend.

TURTLE	FISH		BUTTERFLY	
	PIG		COW	
	SHEEP			HEN
	GOAT		HORSE	CAT

Nakresli svoje najobľúbenejšie zviera. Draw your most favourite animal.



### 1.3 Pracovní listy – tematický celok Rozprávkové bytosti – Fairytail's characters


Vytvor dvojice. Make the pairs.







Spoj obrázok a názov rozprávkovej bytosti. Match the picture and the name of character.




PETER PAN BAMBI BATMAN



SIMPSONS



BEE MAJA



HORSE FLIP



HELLO KITTY



SPIDERMAN



SNOW WHITE



PINOCHIO













HARRY POTTER



POCAHONTAS

Vyfarbi pexeso, vystrihni a zahraj sa kamarátmi. Color the pexeso, cut it out and play the game with your friends.

			<b>POCAHONTAS</b>	
<b>SPIDERMAN</b>		<b>BATMAN</b>		<b>HELLO KITTY</b>
	<b>BEE MAJA</b>		<b>HARRY POTTER</b>	<b>THE SIMPSONS</b>
<b>PETER PAN</b>		<b>HORSE FLIP</b>	<b>CINDERELLA</b>	

Nakresli svoju najobľúbenejšiu rozprávkovú postavu. Draw your most favorite fairyland character.

#### 1.4 Pracovné listy – tematický celok Čísla od 1 – 10 - Numbers 1 - 10.

Prirad' správne dvojice. Match the pairs.

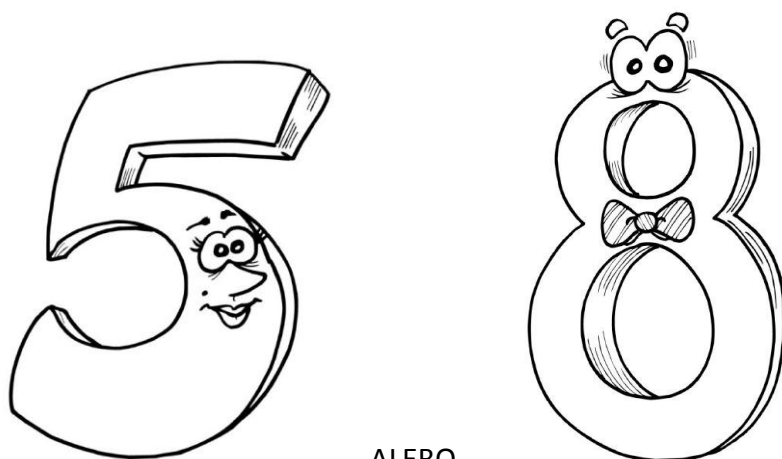

ONE TWO THREE FOUR FIVE



SIX SEVEN EIGHT NINE TEN

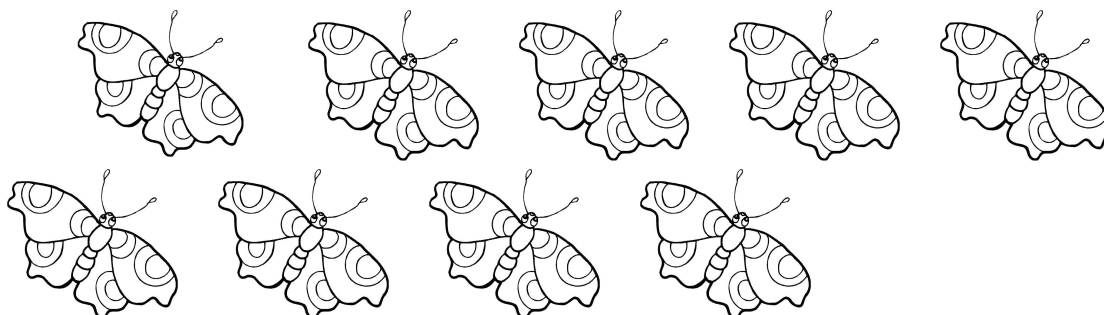



Spočítaj a vyfarbi správne číslo. Count the horses and color the correct number.



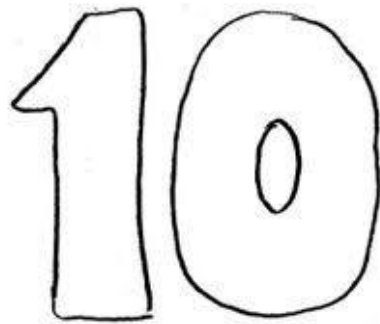
ALEBO

Spočítaj motýľov a vyfarbi správne číslo. Count the butterflies and colour a the correct number.





Ozdob číslo. Decorate this number .



**1.5 Pracovné listy – tematický celok Narodeninová oslava – párty - Birthday party.**

Koľko máš rokov? Zafarbi správne číslo. How old are you ? Color the correct number .



Dokresli na narodeninovú tortu správny počet sviečok (torta je pre teba!). Draw on the birthday cake the correct number of candles (the cake is for you)




Koľko balónov je na obrázkoch spolu? Zakrúžkuj správne číslo. Vyfarbi si balóny na vlastnú párty. How many balloons can you see in the pictures? Circle the correct number. Colour the balloons for your own party.



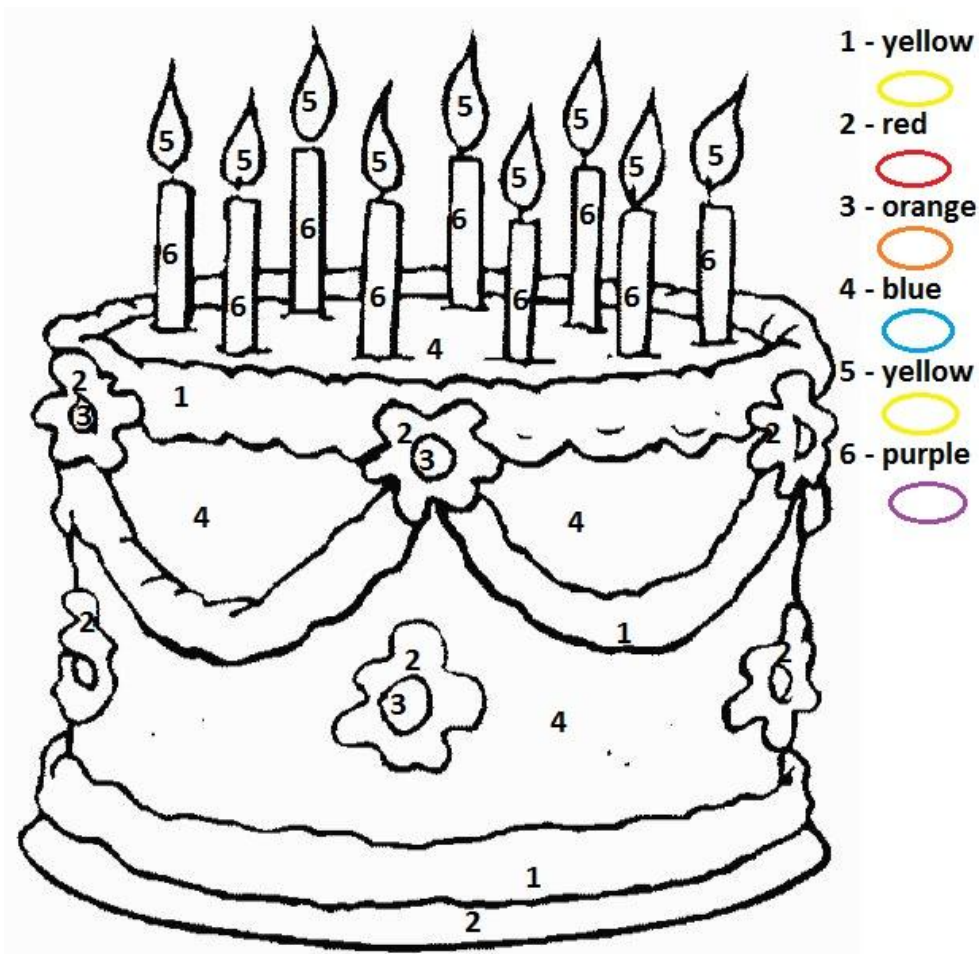
**THREE      SIX      NINE**

Koľko zmien vidíš na druhom šašovi? Šašov môžeš vyfarbiť. How many changes can you see on the second clown? You can colour the clowns.



**TWO      FOUR      FIVE**

Vyfarbi podľa pokynov. Color it according the instructions.

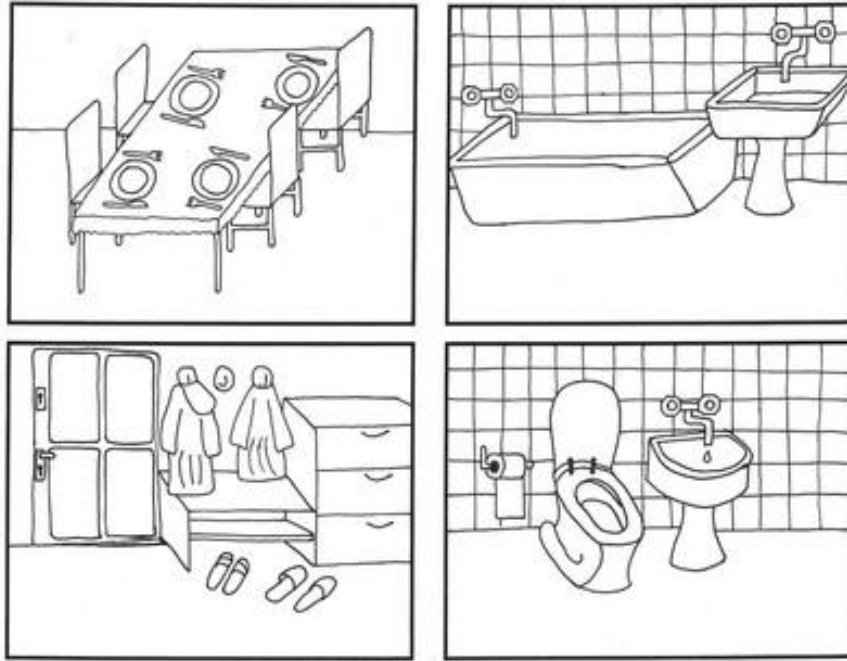


Koľko sviečok je na torte? How many candles are on the cake?

**NINE            TEN            EIGHT            SEVEN**

**1.6 Pracovné listy – tematický celok Dom a jeho časti - House and parts of the house.**

Vyfarbi jednotlivé izby. Color it rooms.



Čo k čomu patrí? Spoj dvojice. What gets together? Match the pairs.

- |              |               |                   |                |               |
|--------------|---------------|-------------------|----------------|---------------|
| <b>TV</b>    | <b>BED</b>    | <b>BATHROOM</b>   | <b>KITCHEN</b> | <b>HALL</b>   |
| <b>TABLE</b> | <b>SHOWER</b> | <b>LIVINGROOM</b> | <b>BEDROOM</b> | <b>MIRROR</b> |

Prirad' názvy obrázkom, vytvor dvojice. Match the names to the pictures and make the pairs.

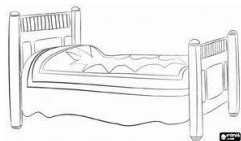
**BATHROOM**



**HALL**




**LIVINGROOM**



**BEDROOM**




Nakresli svoj dom. Draw your house.


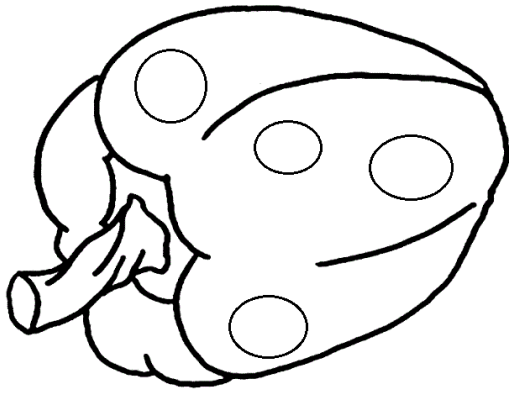


**1.7 Pracovné listy – tematický celok Jedlo, ovocie, zelenina - Food, fruit, vegetable.**

Čo nasleduje? Dokresli ďalšie. What follows? Draw next.

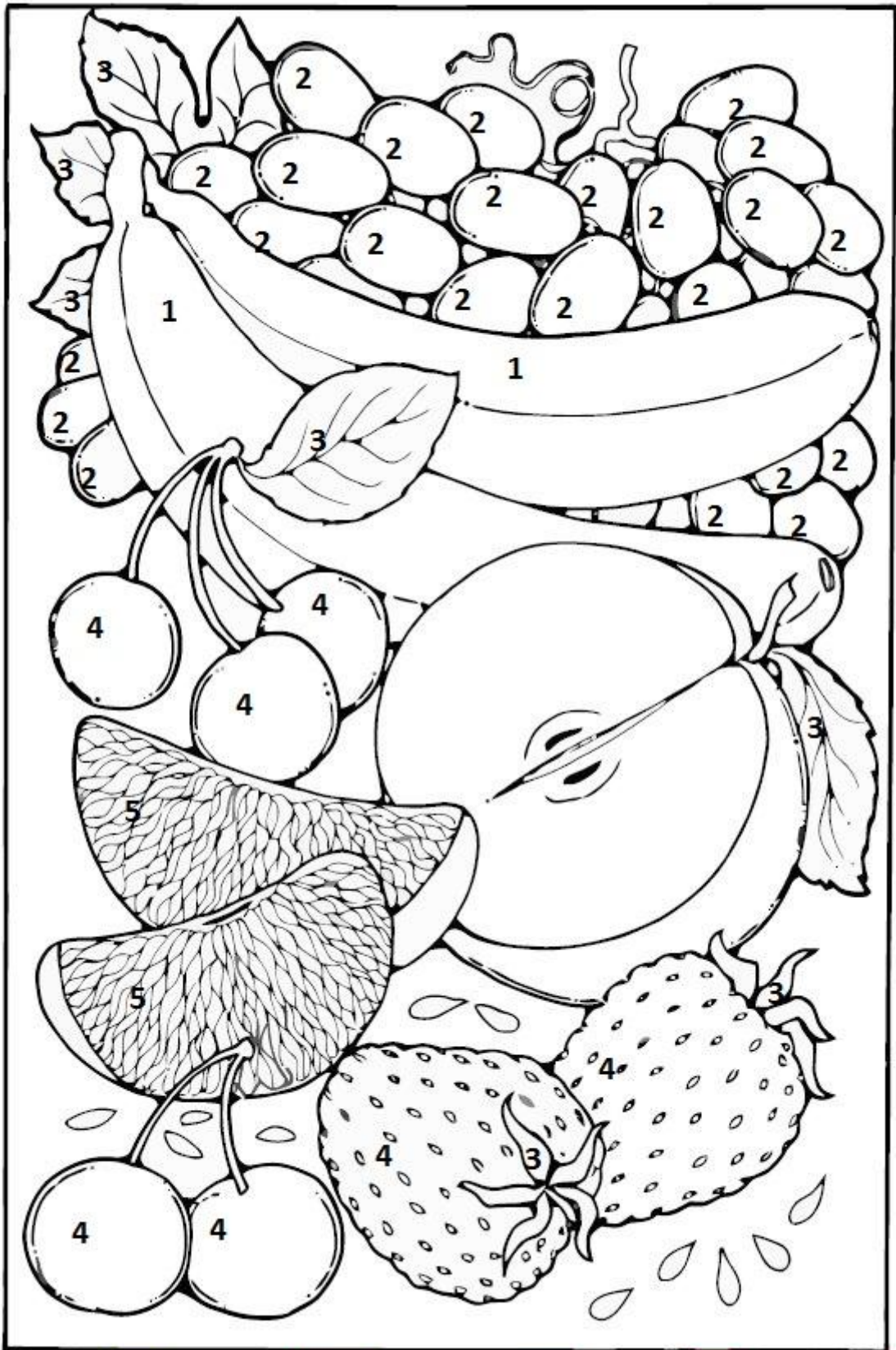



Nájdi štyri rozdiely. Vyfarbi. Find four differences. Color it.



Vyfarbi podľa pokynov. Color it according the instructions.






1 - yellow  2 - blue  3 - green  4 - red  5 - orange 


Označ číslo, ktoré vyjadruje počet druhov ovocia na obrázku. Select a number that expresses the number of fruit in the picture.




alebo



alebo



Nakresli svoje najobľúbenejšie ovocie. Draw your most favourite fruit.



## Záver

Dúfam, že tieto pracovné listy uľahčia prácu učiteľom anglického jazyka pri neľahkej práci so žiakmi prvého ročníka – to bolo mojím cieľom. Tieto pracovné listy budú ľahko využiteľné v práci učiteľa cudzieho jazyka.