



mpc
METODICKO-PEDAGOGICKÉ CENTRUM

 VZDELÁVANÍM
PEDAGOGICKÝCH ZAMESTNANCOV
K INKLÚZII MARGINALIZOVANÝCH
RÓMSKYCH KOMUNÍT



Moderné vzdelávanie pre vedomostnú spoločnosť / Projekt je spolufinancovaný zo zdrojov EÚ

Kód ITMS: 26130130051

číslo zmluvy: OPV/24/2011

Metodicko – pedagogické centrum

Národný projekt

**VZDELÁVANÍM PEDAGOGICKÝCH ZAMESTNANCOV
K INKLÚZII MARGINALIZOVANÝCH RÓMSKYCH KOMUNÍT**

Monika Tomková

Hrajeme sa so slovíčkami

2014

Vydavateľ: Metodicko-pedagogické centrum,
Ševčenkova 11, 850 01
Bratislava

Autor UZ: Mgr. Monika Tomková

Kontakt na autora UZ: ZŠ s MŠ Hrčeľ,
monika.tomkov@gmail.com

Názov: **Hrajeme sa so slovíčkami**

Rok vytvorenia: 2014

**Oponentský posudok
vypracoval:** PaedDr. Júlia Kopinecová

ISBN 978-80-565-0782-7

Tento učebný zdroj bol vytvorený z prostriedkov projektu Vzdelávaním pedagogických zamestnancov k inklúzii marginalizovaných rómskych komunit. Projekt je spolufinancovaný zo zdrojov Európskej únie.

Text neprešiel štylistickou ani grafickou úpravou.

Obsah:

Úvod	4
Meetings and greetings	5
At the park	6
Numbers.....	9
Colours	12
House	14
Animals.....	20
Použité zdroje	24

Úvod

Tento učebný zdroj je súborom pracovných listov, ktoré majú široké spektrum využitia. Môžu byť spestrením a doplnením učiva na hodinách angličtiny na prvom stupni základných škôl. Rovnako ich učitelia môžu využiť na overenie získaných vedomostí žiakov.

My sme ich využili v rámci záujmového útvaru *Hrajeme sa so slovíčkami*. Pomáhajú nám pri rozširovaní a upevňovaní slovnej zásoby v anglickom jazyku najmä u žiakov rómskeho etnika, nakoľko u nich úplne chýba domáca príprava na vyučovanie. Takisto vytváranie a udržanie pamäťovej stopy u týchto žiakov je znížené. Takto sa hravou nenútenou formou snažíme rozšíriť slovný základ, čo nám výrazne zvyšuje aktivitu na hodinách anglického jazyka.

Meetings and greetings

1. Spoj pozdrav so slovenským významom. Join the english word with the slovak word.

Good morning.

Dobrú noc.

Good afternoon.

Ahoj (pri lúčení).

Good night.

Dobré ráno.

Good bye.

Príjemné popoludnie.

Hello.

Dovidenia.

Bye.

Ahoj (pri stretnutí).



2. Spoj otázku so správnou odpoveďou. Join the question with the answer.

What's your name?

Nice to meet you.

How are you?

My name is Alex.

How old are you?

I'm fine, thank you.

Nice to meet you.

I'm nine.



3. Doplň do viet správne slová. Fill the sentences with the right words.

Hello! W..... your name?


My is Paul. Howyou? I'm, thank you.

How old? I'm Nice to you.

Good

At the park

1. Spoj obrázok čiarou so správnym slovom. Join the word with the correct picture.



fish /fiš/

flower /flavr/

frog

tree /trí/

sky /skaj/

pond



2. Prelož a napíš slová po slovensky. Translate the words and write them.

mouse /maus/ -

cloud /klaud/ -

lollipop /lolipop/ -

kite /kajt/ -

seesaw /sísou/ -

slide /slaid/ -

swing /sving/ -

balloon /blún/ -

bird /brd/ -

garden /gardn/ -

ice cream /ajs krim/ -

pool /púl/ -

3. Kde je? Kde sú?



Odpovedz na otázky. Answer the questions.




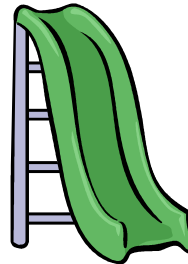

Example: Where is a boy? The boy is on the swing.

Or: The boy is on the slide.

- Where is the mouse? The mouse is
- Where is the frog?
- Where is the ball?
- Where are the birds?
- Where are the kittens?
- Where is the mum?

4. Osemsmerovka. Wordsearch.

t	o	y	a	j	k	b	a	l	l
m	e	t	u	l	g	e	r	t	l
h	t	d	f	o	w	i	d	p	o
k	m	u	d	h	g	r	o	o	d
z	u	b	s	Y	e	l	l	o	w
e	m	o	p	c	g	n	i	w	s
f	e	w	a	s	e	e	s	q	x
s	l	i	d	e	y	t	a	m	l



V osemsmerovke najdi tieto slová a napíš, čo znamenajú.

- ball - cat- dog - doll -
- door - girl - mum - net -
- seesaw- slide - swing - toy -
- teddy - yellow -



Numbers

1. Napiš číslo. Write the number.

nine.....

three.....

eleven.....

six.....

eight.....


seventeen.....

five.....

twelve.....

ten.....

2. Vyfarbi podľa legendy. Colour the picture.



1 green 3 orange 5 purple 7 gray 9 pink
2 brown 4 blue 6 red 8 yellow 10 light pink

<http://ommalovanky.xf.cz>

3. Spoj čiarou obrázky s číslom. Join pictures with the number.

How many are they? /Hau meny ar dej?/



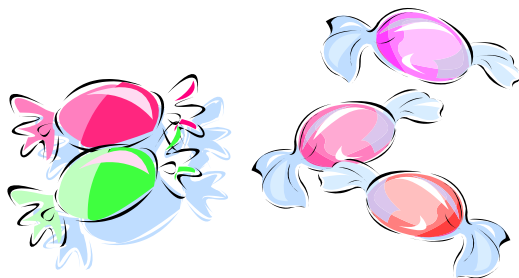
two /tú/



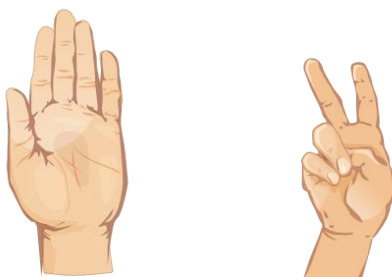
seven /sevn/



six /siks/



four /fór/



five /fajv/

4. Napiš správne jednotné a množné číslo. Write singular and plural correctly.



one boy




two boys













Colours

1. Vyfarbi dáždniky podľa uvedenej farby. Colour the umbrellas as written below.



yellow



green



brown



white




red




blue

2. Nakresli podľa pokynov. Draw following the instructions.


the blue ballon




the yellow flower



the red heart



3. Vyfarbi podľa legendy. Colour following the instructions.



House

1. Pozri si obrázky a prečítaj slová pri obrázkoch. Look at the pictures and read the words at the pictures.



house /haus/ - dom



door /dór/ - dvere



roof /rúf/ - strecha




window /vindou/ - okno




kitchen /kičín/ - kuchyňa



living room /living rúm/
- obývacia izba



bathroom /batrúm/
- kúpeľňa





bedroom /bedrúm/ -
spáľňa

2. Vyber správne slovo a spoj ho s obrázkom. Choose the correct word and join with the picture.



house /haus/
door /dór/
bathroom /batrúm/
living room /living rúm/
window /vindow/
bedroom /bedrúm/
kitchen /kičín/
roof /rúf/



3. Odpovedz na otázky. Answer the questions.



What's this?

This is a ...*house*.....



What's this?

This is a



What's this?

This



What's this?

This




What's this?

.....



What's this?

.....



What's this?

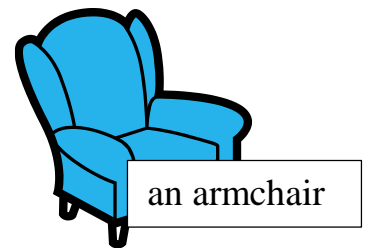
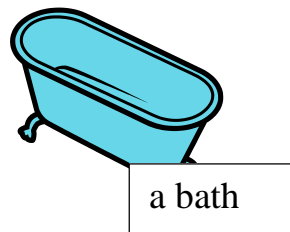
.....

4. Čo je v.....? Spoj názov izby s jej zariadením. Povedz vety nahlas. What is in the.....? Join the name of the room with its furniture. Say the sentences loudly.



In the kitchen there are:






In the living room there are:



In the bathroom there are:



In the bedroom there are:



5. Osemsmerovka. Wordsearch.

K	I	T	C	H	E	N	D	T	H
I	S	B	A	T	H	R	O	O	M
S	I	L	E	S	O	E	O	U	R
T	V	L	E	D	R	S	R	F	E
A	Y	A	N	I	R	U	O	C	L
I	E	W	I	N	D	O	W	F	B
R	H	O	U	S	R	H	O	E	A
S	!	C	A	R	P	E	T	M	T

BATHROOM, BEDROOM, CARPET, DOOR, HOUSE, KITCHEN, ROOF, SOFA,
STAIRS, TABLE, WALL, WINDOW

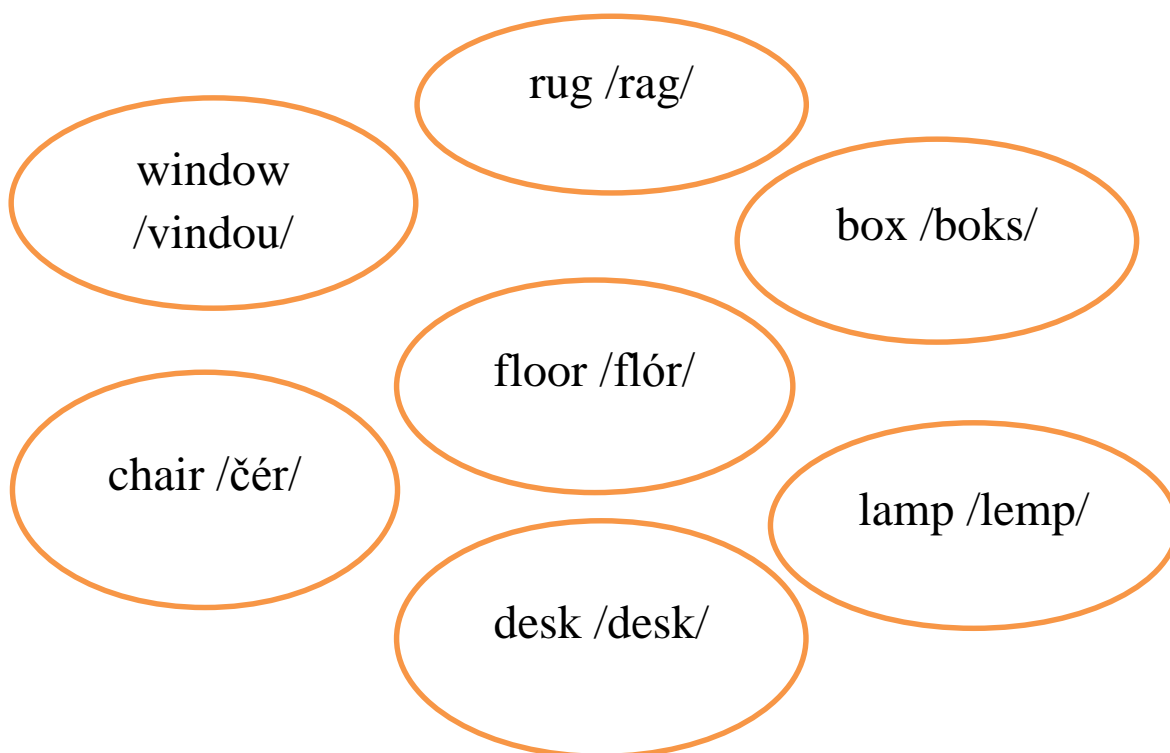
Čo hovoria zvyšné písmenká? Zakrúžkuj ich a prečítaj po riadkoch.

What is the rest of letters saying? Circle them and read them following the lines.



Napiš vylúštenú
tajničku..... !

6. Čo je v izbe? Vyber správne slovo a napíš ho do rámčeka. What is in the room?
Choose the correct word and write it to the box.



Animals.

1. Uhádni hádanky. Guess the riddles.



I am gray and big,
And fat like a pig.
(*tahpele*)



I am a big cat.
I growl really bad.
(*regit*)



I am noisy,
But not donkey.
I'm a
(*yeknom*)



My neck is long
And I'm very tall.
But I have got
No hands at all.
(*effarig*)

I growl ,
And I sleep.
I am really
The king!
(*noil*)

I am the colourful bird.
I have blue, yellow, red.
I'm not a carrot.
I am the !
(*torrap*)

2. Vyber správne slová a doplň ich do viet. Choose the correct words and fill them to the sentences.

white	legs	elephant	tall	animals
brown	parrot	yellow	fishes	black

These *animals*.... live in the ZOO.

The zebra has got black and stripes.

The snake hasn't got any

The has got long nose and big ears.

The giraffe is very very

The lion is and brown .

The is nice colourful bird.

The monkey is

The seal likes

The tiger is orange and

3. Podčiarkni, čo sem nepatrí. Slovo napíš. Underline the odd-one-out. Write.

teddy doll snake ball *snake*.....

elephant tiger giraffe boy

car house train plane

girl chair bed table

cat book goat sheep

4. Usporiadaj poprehadzované písmenká do slov. Slová napíš. Put the letters to the right order to make the words. Write the words.

atog _____

srohe _____

odg _____





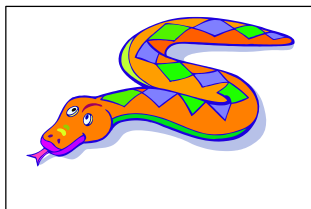


atc _____

niol _____

eskan _____

raport _____


terig _____



5. Pomohli ti obrázky? Teraz spoj správne slovo so zvieratkom na obrázku. Did the pictures help you? Now join the correct word with the animal in the pictures.

6. Najprv si obrázok vymaľuj. Potom ho roztrihaj podľa čiar a skús ho znovu zložiť.

At the first colour the picture. Then cut it into pieces following the lines and then try to tag it together.



Použité zdroje

Obr. s. 9 (10.5. 2014). Dostupné na internete: www.omalovanky.xf.cz

Obr. s. 11 (22.5.2014). dostupné na internete: <http://hrypredievcata.info/tag/rande/>

Obr. s. 19 (22. 5. 2014). Dostupné na internete: <http://www.nabytok-aldo.sk/detska-izba-svet/pomarancovy>

Obr. s. 23 (25.5.2014). Dostupné na internete: <http://www.omalovanky-zadarmo.sk/madagaskar/>

Ostatné obrázky sú čerpané zo softwaru Clip Art.