



**mpc**  
METODICKO-PEDAGOGICKÉ CENTRUM

**VZDELÁVANÍM  
PEDAGOGICKÝCH ZAMESTNANCOV  
K INKLÚZII MARGINALIZOVANÝCH  
RÓMSKYCH KOMUNÍT**



Moderné vzdelávanie pre vedomostnú spoločnosť / Projekt je spolufinancovaný zo zdrojov EÚ

Kód ITMS: 26130130051

číslo zmluvy: OPV/24/2011

**Metodicko – pedagogické centrum**

**Národný projekt**

**VZDELÁVANÍM PEDAGOGICKÝCH ZAMESTNANCOV  
K INKLÚZII MARGINALIZOVANÝCH RÓMSKYCH KOMUNÍT**

**Mgr. Monika Straková**

**Zázračné čísla**

**Vydavateľ:** Metodicko-pedagogické centrum,  
Ševčenkova 11, 850 01  
Bratislava

**Autor UZ:** <Mgr. Monika Straková>  
**Kontakt na autora UZ:** <ZŠ Prostějovská 38 Prešov,  
strakova.monika1@gmail.com>

**Názov:** <**Zázračné čísla**>  
**Rok vytvorenia:** < 2014>  
**Oponentský posudok  
vypracoval:** Mgr. Alena VARGOVÁ  
ISBN 978-80-565-0752-0

Tento učebný zdroj bol vytvorený z prostriedkov projektu Vzdelávaním pedagogických zamestnancov k inklúzii marginalizovaných rómskych komunít. Projekt je spolufinancovaný zo zdrojov Európskej únie.

Text neprešiel štylistickou ani grafickou úpravou.

**Obsah:**




Hľadáme a počítame .....	1
Schované čísla .....	2
Dokresli daný počet .....	3
Počítame a zapisujeme .....	4
Spájame .....	5
Pozoruj a vyrieš správne .....	6
Kreslíme obrázky .....	7
Dokresľujeme do 10 .....	8
Utvárame skupiny .....	9
Hľadáme a zapisujeme .....	10
Vyfarbujeme podľa zadania .....	11
O koľko viac alebo menej .....	12-13
Porovnávame .....	14
Sčítavame .....	15

1. Napíš na čiaru aké čísla vidíš na obrázku.







\_\_\_\_\_






2. Do okienka napíš počet jabĺk.




3. Aké číslo je schované v obrázku? Napíš ho do okienka.



4. Dokresli do 10.



5. Spočítaj a zapíš číslom.



6. Spoj obrázok k danému číslu.







5




2



3



1









7. Vypočítaj a výsledok zapíš.




+ =



+



=




+ =

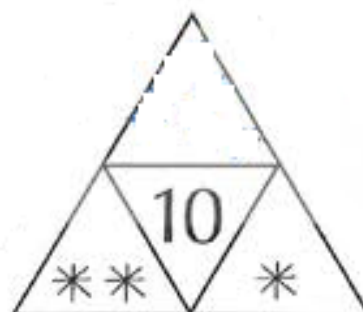

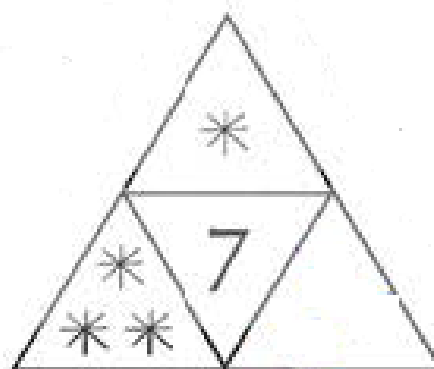
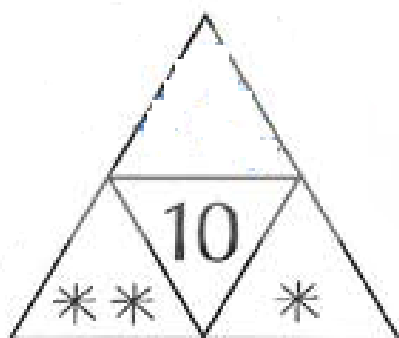


+






=



8. Dokresli vločky do daného počtu.




9. Dokresli podľa zadania.



9. Utvor skupiny prvkov podľa zadania.


po 2




po 3














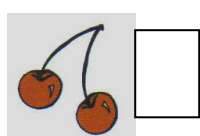

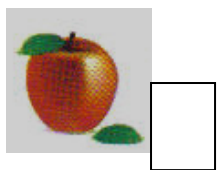
po 5



po 4



11. Spočítaj jednotlivé obrázky a zapiš.



12. Vyfarbi obrázka podľa zadania.




oranžová



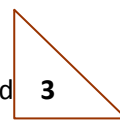
modrá



zelená



2



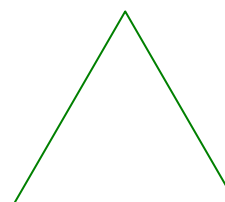
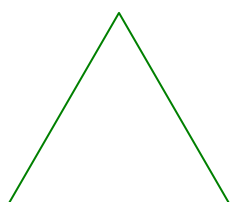
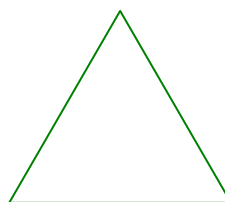



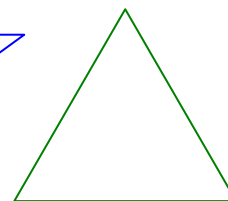


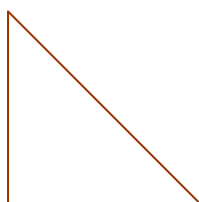
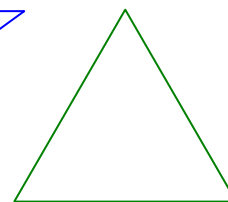


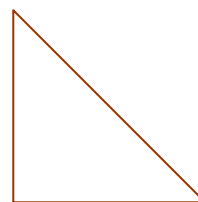





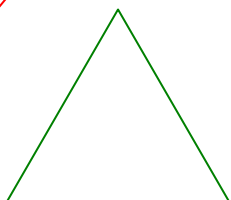




hned 3



červená



čierna









13. Nakresli obrázky podľa zadania



o 2 viac





o 1 menej






O 3 menej





o 4 viac



rovnako veľa



o 2 menej




o 2 viac



## 14. Porovnaj znakmi

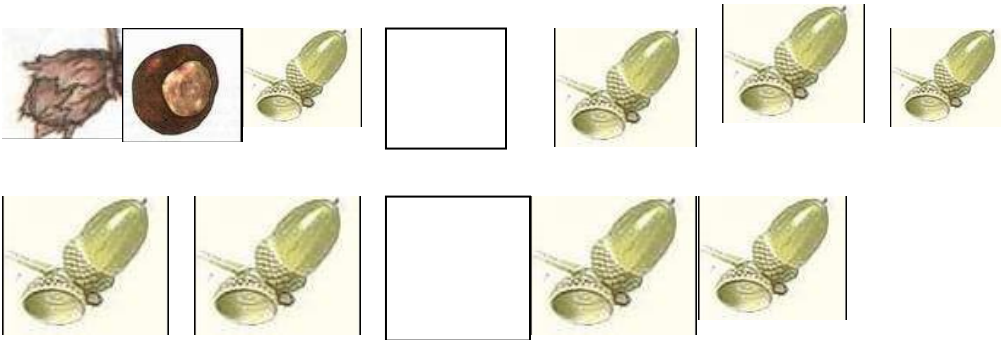
a)



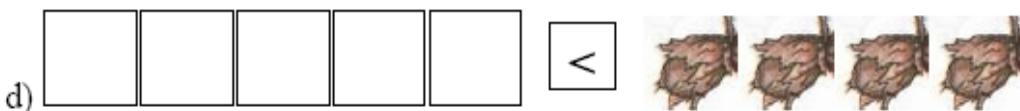
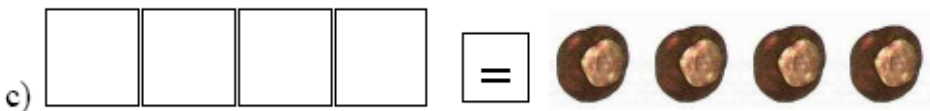
b)





c)





## 15. Doplň tak, aby znaky boli pravdivé.





16. Porovnaj a zapíš.

c)  

---

d)  

---

e)  

---

f) 