



mpc
METODICKO-PEDAGOGICKÉ CENTRUM

M VZDELÁVANÍM
PEDAGOGICKÝCH ZAMESTNANCOV
K INKLÚZII MARGINALIZOVANÝCH
RÓMSKÝCH KOMUNIT



Moderné vzdelávanie pre vedomostnú spoločnosť / Projekt je spolufinancovaný zo zdrojov EÚ

Kód ITMS: 26130130051

číslo zmluvy: OPV/24/2011

Metodicko – pedagogické centrum

Národný projekt

**VZDELÁVANÍM PEDAGOGICKÝCH ZAMESTNANCOV
K INKLÚZII MARGINALIZOVANÝCH RÓMSKÝCH KOMUNIT**

Mgr. Monika Straková

PÍSMENÁ MOJI KAMARÁTI

2014

Vydavateľ: Metodicko-pedagogické centrum, Ševčenkova 11, 850 01
Bratislava

Autor UZ: Mgr. Monika Straková

Kontakt na autora UZ: ZŠ Prostějovská 38,
prostejovská38@gmail.com

Názov: PÍSMENÁ MOJI KAMARÁTI

Rok vytvorenia: 2014

Oponentský posudok vypracoval: Mgr. Katarína Skokanová

ISBN 978-80-565-0397-3


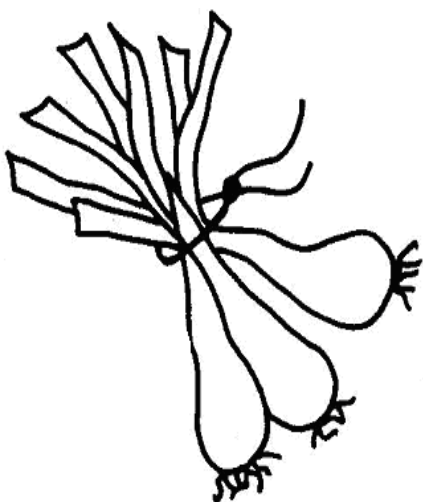



Tento učebný zdroj bol vytvorený z prostriedkov projektu Vzdelávaním pedagogických zamestnancov k inklúzii marginalizovaných rómskych komunít. Projekt je spolufinancovaný zo zdrojov Európskej únie.

Text neprešiel štylistickou ani grafickou úpravou.


Obsah:

Písmená C, A, B	1
Zvieratá a zelenina	2
Farby a písmená	3
Spájačka	4
Naše písmená L, J, K	5
Tvoríme mená	6
Obrázka a ich mená	7
Samohlásky	8
Kamaráti U, A, M	9
Začiatocné písmená	10
Chýbajúce obrázky	11

1. Spoj písmeno s obrázkem.

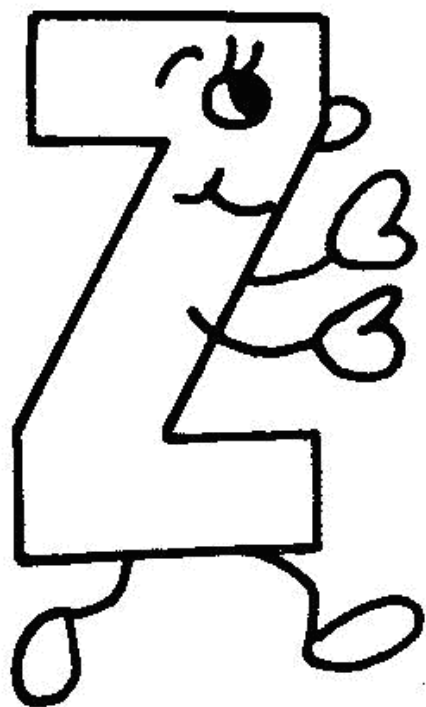



2. Spoj písmeno so slovom.



VAJCE


ZAJAC



UHORKA


3. Rovnaké písmená vyfarbi rovnakou farbou :

R žltou T zelenou S modrou






R S

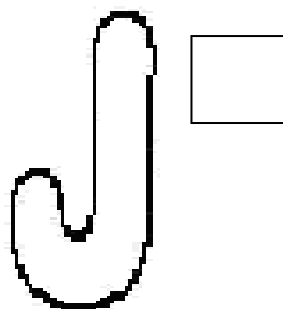



T




4. Pomenuj obrázky a slová napíš



5. Vyfarbi obrázky a písmená. Do okienka napiš jeho písaný tvar.



6. Napíš mená detí na tieto písmená E, F, D.




Five empty rectangular boxes for writing names, arranged in a scattered pattern to the right of the letter 'D' character.

One empty rectangular box for writing a name.

One empty rectangular box for writing a name.

One empty rectangular box for writing a name.

One empty rectangular box for writing a name.




One empty rectangular box for writing a name.

One empty rectangular box for writing a name.




One empty rectangular box for writing a name.

One empty rectangular box for writing a name.




One empty rectangular box for writing a name.

7. Napíš pod obrázky začiatkové písmená.




8. Doplň samohlásky a, e, i, o, u, ú.




1.

j _ h _ d y




2.

h _ b y




3.

K _ h _ t



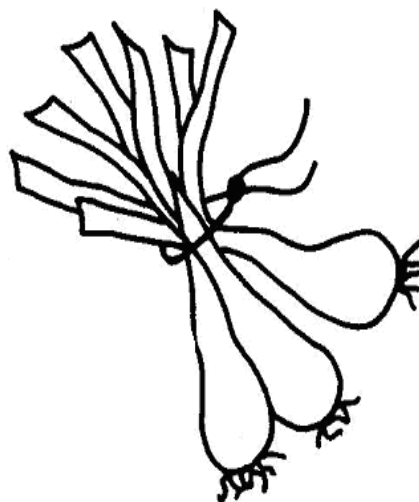
4.

n _ ž n _ c _



5.




_ _ _ t _



6.

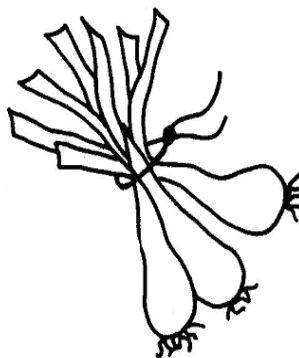
c _ b _ ť _

9. Spoj tlačené písmená s písanými.




10. Spoj slovo s obrázkom a zakrúžkuj začiatkové písmeno.

traktor




nožnice




Ivan



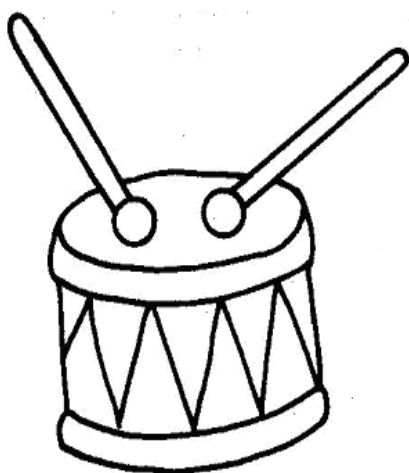
jahody



cibuľa



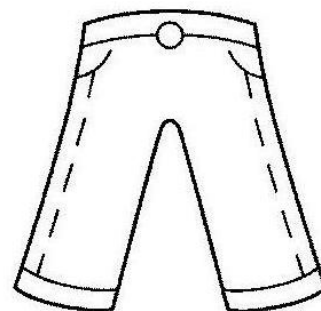



11. Pomenuj a nakresli chýbajúci obrázok.

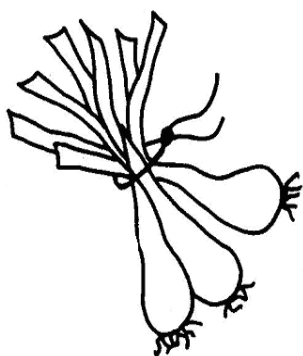


balón

nos



ježko



citrón

