



**mpc**  
METODICKO-PEDAGOGICKÉ CENTRUM

**VZDELÁVANÍM  
PEDAGOGICKÝCH ZAMESTNANCOV  
K INKLÚZII MARGINALIZOVANÝCH  
RÓMSKÝCH KOMUNÍT**



Moderné vzdelávanie pre vedomostnú spoločnosť / Projekt je spolufinancovaný zo zdrojov EÚ

Kód ITMS: 26130130051

číslo zmluvy: OPV/24/2011

**Metodicko – pedagogické centrum**

**Národný projekt**

**VZDELÁVANÍM PEDAGOGICKÝCH ZAMESTNANCOV  
K INKLÚZII MARGINALIZOVANÝCH RÓMSKÝCH KOMUNÍT**

**Mgr. Monika Lukáčová**

**ZÁBAVNÁ ANGLIČTINA**

2014

**Vydavateľ:** Metodicko-pedagogické centrum,  
Ševčenkova 11, 850 01  
Bratislava

**Autor UZ:** Mgr. Monika Lukáčová  
**Kontakt na autora UZ:** ZŠ Zemplínska Teplica  
Hlavná 209, 076 64  
lukac.mo@gmail.com

**Názov:** **Zábavná angličtina**  
**Rok vytvorenia:** 2014  
**Oponentský posudok**  
**vypracoval:** PaedDr. Alena Rerková  
**ISBN** 978-80-565-0663-9

Tento učebný zdroj bol vytvorený z prostriedkov projektu Vzdelávaním pedagogických zamestnancov k inklúzii marginalizovaných rómskych komunít. Projekt je spolufinancovaný zo zdrojov Európskej únie.

Text neprešiel štylistickou ani grafickou úpravou.

**Obsah:**

ÚVOD.....	4
1 PRACOVNÉ LISTY ZAP! A	
1.1 HELLO!.....	5
1.2 MY FRIENDS.....	6
1.3 MILLY'S HOUSE.....	7
1.4 SCHOOL.....	8
1.5 MONSTER FACE.....	9
1.6 TOYS.....	10
1.7 A PICNIC.....	11
1.8 MERRY CHRISTMAS!.....	12
1.9 HAPPY EASTER!.....	13
2 PRACOVNÉ LISTY ZAP! B	
2.1 HELLO AGAIN!.....	14
2.2 THE ANIMALS.....	15
2.3 THE SCARECROW.....	16
2.4 FRUIT.....	17
2.5 CLOTHES.....	18
2.6 MINIBEASTS.....	19
2.7 THE BIRTHDAY PARTY.....	20
2.8 MERRY CHRISTMAS!.....	21
2.9 MAKE THE CHRISTMAS CARDS.....	22
2.10 HAPPY EASTER!.....	23
LITERATÚRA.....	24

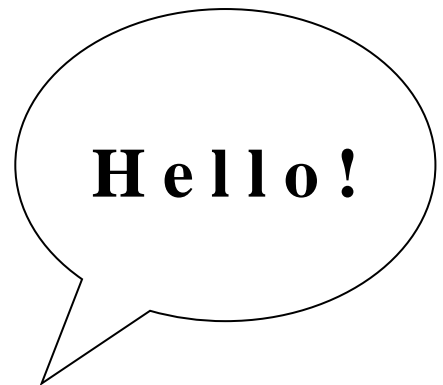

## ÚVOD

Predkladaná práca ponúka sériu pracovných listov pre žiakov. Pracovné listy slúžia na upevnenie, precvičenie a zopakovanie učiva hravou a zábavnou formou. Pri tvorbe pracovných listov som vychádzala z učebných osnov pre daný predmet. Každý tematický celok je doplnený pracovným listom. Pokyny sú uvedené v anglickom jazyku a následne slovenskom jazyku. Úlohy sú primerane prispôsobené žiakom daných ročníkov. Učiteľ si môže zvoliť, či žiakov nechá samostatne pracovať, alebo ich úlohami bude viesť.

**1 Pracovné listy ZAP! A**

**1.1 Hello!**

**1. Colour. Vyfarbi Hello Kitty!**


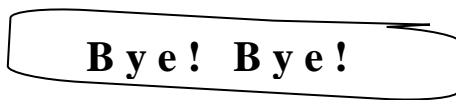


**2. Draw. Nakresli seba.**






What's your name? I'm .....

**3. Colour. Vyfarbi dievčatko, ktoré odchádza do školy.**



## 1.2 My friends

1. Match and colour. Prirad' číslicu k správnemu počtu rovnakých obrázkov a vyfarbi.






### 1.3 Milly's house

#### 1. Colour. Vyfarbi okienka.




#### 2. Colour your favourite colour. Vyfarbi svojou obľúbenou farbou.

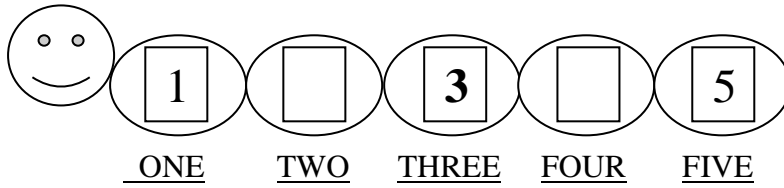


#### 3. Draw. Nakresli dom podľa návodu.

The house has got a green roof, a red wall, an orange door and a blue window.  
The sun is yellow.



4. Write then colour. Napiš chýbajúce číslice a vyfarbi.




## 1.4 School

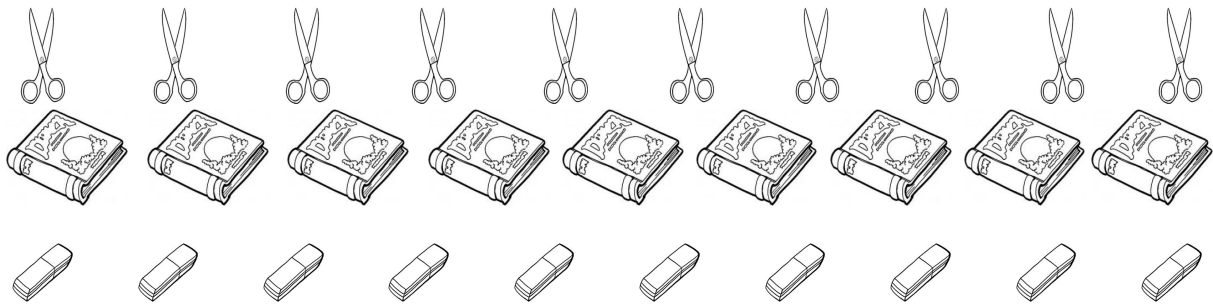
1. Match into school's bag. Spoj čiarou, čo patrí do školskej tašky.



2. Count and colour (5-pencils, 3-scissors, 7-books, 10-rubbers). Spočítaj a vyfarbi.

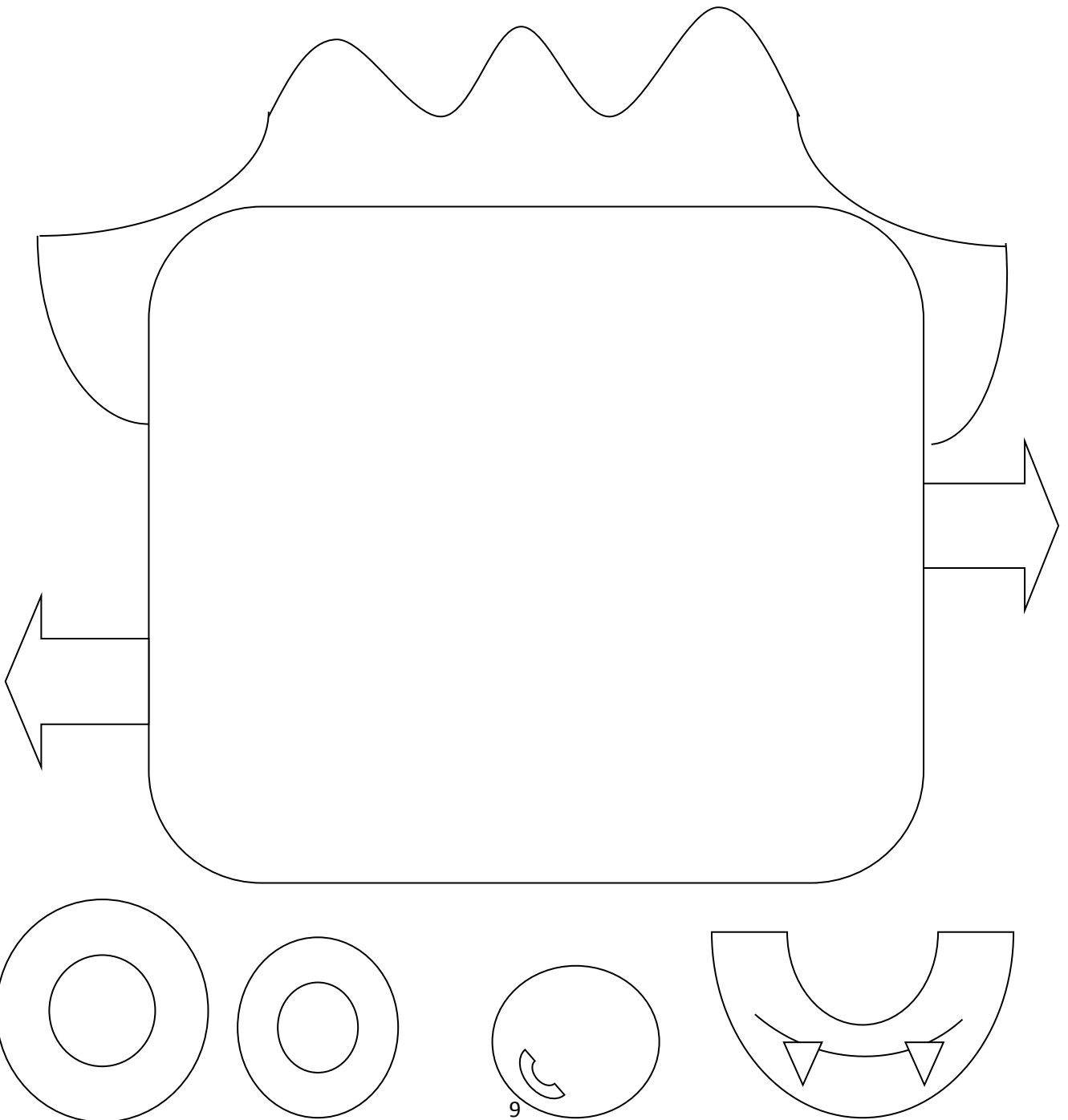






## 1.5 Monster face

1. Cut eyes, nose and mouth. Make a monster face, glue and colour. Vystrihni oči, nos a ústa, nalep na tvár a vyfarbi.



eye

eye


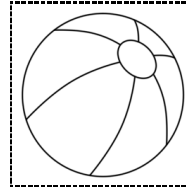


nose


mouth

The moster has got a red nose. The moster has got a blue eyes. The moster has got a purple hair. The moster has got an yellow face. The monster has got an orange mouth. The moster has got a green ears.

### 1.6 Toys

1. Make a toy wheel. Vyrobn si koliesko s hračkami a precvič si otázku a odpoveď.  
What's this? It's a .....




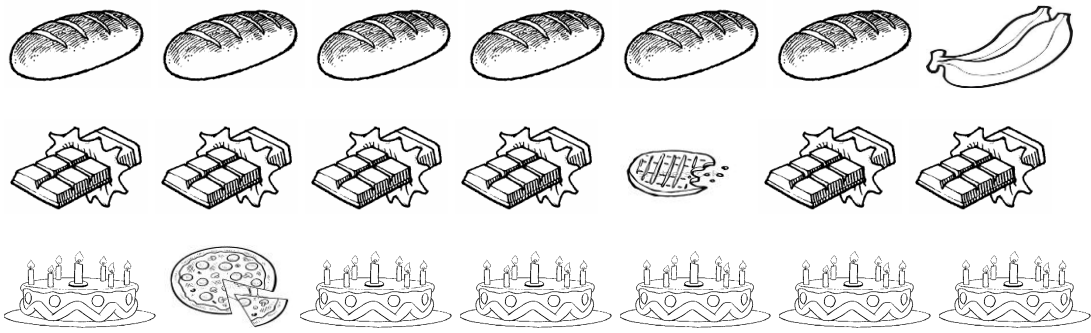


Postup: Vystrihni obrázky hračiek, šípku a koliesko. Na hviezdičky v koliesku nalep hračky a šípku prichyť do stredu (napr. ihlou a niťou).


## 1.7 A picnic

1. Circle the odd one out. Zakrúžkuj čo do riadka nepatrí.

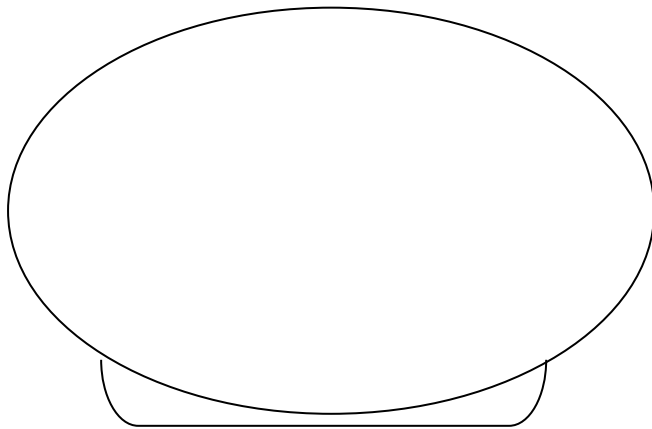




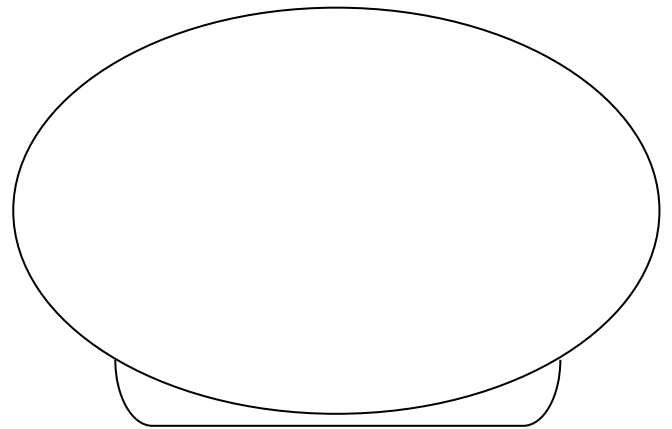
2. Draw  what do you like. Označ smajlíkom čo máš rád.



3. Draw. Nakresli.



*I like*



*I don't like*


### 1.8 Merry Christmas!

1. Find and circle present, star, tree, bauble and lantern. Zakrúžkuj darček, hviezdu, stromček, guľu a lampáš.






2. Decorating the Christmas tree. Vyzdob vianočný stromček.



1.9 Happy Easter!

1. How many eggs can you see? Count, write the number and colour. Spočítaj vajíčka a vyfarbi.




**2. Make the Easter Card. Vytvóř si velikonoční pohľadnicu.**



To:.....

With love




From:.....

**2 Pracovné listy ZAP! B**

**2.1 Hello again**

**1. Write the names. Napíš mená.**




**2. Match. Spoj obrázok so správnym slovom.**



fruit

scarecrow



tree

animals



farm

flower




**3. Find the words and circle. Nájdi slovo a zakrúžkuj.**

f l o w e r t r e e f r u i t s c a r e c r o w f a r m a n i m a l s


**2.2 The animals**

**1. Match the animals with words. Spoj zvieratá so slovami.**


horse



neigh



cow




moo

sheep



baa



chicken




cluck

duck



quack



**2. Colour stars and animals in exercise 1. Vyfarbi hviezdy a zvieratká z cvičenia 1 podľa zadania.**

The horse is brown. The cow is black and white. The sheep is white. The chicken is red and brown. The duck is yellow.

**3. Write the letters. Napíš chýbajúce písmenka.**




duc\_



ch\_cken



she\_p



hors\_



c\_w

**2.3 The scarecrow**

**1. Read and draw. Prečítaj a nakresli to.**




head	arms	legs	hands	feet

2. Find and circle the scarecrow. Nájdi a zakrúžkuj strašiaka.



3. Draw one happy face and one sad face. Nakresli šťastnú tvár a smutnú tvár.



4. Find and circle the words. Nájdi a zakrúžkuj slová.

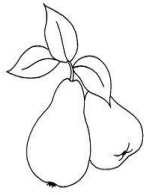


2.4 FRUIT


1. Read and match. Than colour. Prečítaj a spoj so správnym obrázkom, potom vymaľuj.

apples


oranges



pears



plums



cherries

2. Draw. Nakresli odpoveď na otázku.

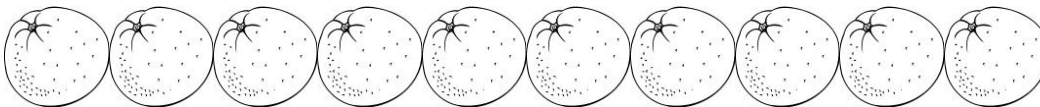
What do you like?

*I like*

What don't you like?

*I don't like*

3. Count the fruit and write. Spočítaj ovocie a zapíš.





2.5 CLOTHES

1. Find and circle the words. Nájdi a zakrúžkuj slovo pomenujúce obrázok.



klhatum



ruetrouersauok



iklshoesibc



kamt-shirtoxw



lisjacketing

2. Read and colour. Prečítaj a vyfarbi podľa návodu.



©2007 - TheColoringSpot.com. All rights reserved.

A purple hat.

A black and a white jacket.

A green t-shirt.

A brown and a green trousers.

A pink shoes.

3. Read and draw. Podľa zadania nakresli.

*My t-shirt is very **big**.*

*My hat is very **small**.*


2.6 MINIBEASTS

**1. Colour than match. Vyfarbi a spoj.**

brown and yellow **snail**

green **frog**

pink **worm**




Black, purple and orange **butterfly**

yellow, black and blue **bee**



*©Pisimama.sk*



**2. Write the missing letters. Dopíš chýbajúce písmená.**

B\_\_tt\_\_rfl\_\_

Sn\_\_il

Fr\_\_g

\_\_ee

W\_\_rm

**3. Learn more minibeasts and colour. Nauč sa viac a vymaľuj.**



ladybird



ant and snail



ant and beetle




mosquito



fly



caterpillar



spider

**2.7 The birthday party**

**1. Circle the correct words. Zakrúžkuj správne slová.**



presents / trousers



horse / balloons




cake / clothes



sweets / snail



hands / cards



**2. Find the birthday and colour. Vymaľuj narodeninovú oslavu.**



**3. Draw. Nakresli podľa zadania.**

One cake

Seven balloons

Two presents

**4. Find and circle. Nájdí a zakrúžkuj slovné spojenie.**

A i e k l o p r s t u w H A P P Y B I R T H D A Y ! w k j i p o l n b c f r e w q a s x y f z p

**2. 8 Merry Christmas!**

1. Colour, write the missing word and learn the poem. Vymaľuj, napíš čo je na obrázku a nauč sa básničku.



[HTTP://ROZPRAVKY.NZ.CZ](http://rozpravky.nz.cz)

I am a little \_\_\_\_\_, Short and fat, here is my scarf, here is my hat. When the sun is out, I cannot play. I just slowly melt away!

2. Match. Prirad' nadpis k obrázku.




It's snowing.



It's Christmas!

3. Circle the picture where is cold. Zakružkuj obrázok, kde je chladno.



2.9 Make the Christmas cards



To \_\_\_\_\_

With love

From \_\_\_\_\_

MERRY CHRISTMAS!



The birth of Christ Child


TO \_\_\_\_\_

WITH LOVE

FROM \_\_\_\_\_

**2. 10. Happy Easter!**

1. Count chicks, ducklings and lambs. Spočítaj.



2. Find and colour the easter eggs. Najdi a vymaluj veľkonočné vajíčka.





## LITERATÚRA

### Internetový zdroj na obrázky:

1. <https://www.google.sk/imghp?hl=sk&tab=wi&ei=gKxuU8SDO4XByQO8hYCABQ&ved=0CAQQqi4oAg>

Učebnica ZAP!A, ZAP!B

Učebné osnovy predmetu Zábavná angličtina