



**mpc**  
METODICKO-PEDAGOGICKÉ CENTRUM

**M** VZDELÁVANÍM  
PEDAGOGICKÝCH ZAMESTNANCOV  
K INKLÚZII MARGINALIZOVANÝCH  
RÓMSKYCH KOMUNÍT



Moderné vzdelávanie pre vedomostnú spoločnosť / Projekt je spolufinancovaný zo zdrojov EÚ

Kód ITMS: 26130130051

číslo zmluvy: OPV/24/2011

**Metodicko – pedagogické centrum**

**Národný projekt**

**VZDELÁVANÍM PEDAGOGICKÝCH ZAMESTNANCOV  
K INKLÚZII MARGINALIZOVANÝCH RÓMSKYCH KOMUNÍT**

**Milada Fojtíková**

**TVORIVÁ ANGLIČTINA – Pracovné listy III.  
(Fruit and Vegetables)**

2014

**Vydavateľ:** Metodicko-pedagogické centrum,  
Ševčenkova 11, 850 01  
Bratislava

**Autor UZ:** Mgr. Milada Fojtíková

**Kontakt na autora UZ:** ZŠ s MŠ Lipovce, Lipovce 125,  
zssmslipovce@gmail.com

**Názov:** Tvorivá Angličtina - pracovné  
listy III. (Fruit and Vegetables)  
2014

**Rok vytvorenia:**

**Oponentský posudok  
vypracoval:** PaedDr. Magdaléna Šafranová

**ISBN 978-80-8052-924-6**

Tento učebný zdroj bol vytvorený z prostriedkov projektu Vzdelávaním pedagogických zamestnancov k inklúzii marginalizovaných rómskych komunit. Projekt je spolufinancovaný zo zdrojov Európskej únie.

Text neprešiel štylistickou ani grafickou úpravou.

OBSAH:


I. - Fruit .....	4
II. - Vegetable.....	10
III. - Fruit and Vegetable (mix).....	13
ZDROJE.....	15

## I. FRUIT

1. Connect the words that name different kinds of fruit with the word FRUIT at the yellow box in the middle of the page below:



2. Unscramble the letters, put them in the correct order and write the names of the different kinds of fruit. Pictures will help you do it:



**MOLEN** - .....

**LEPPA** - .....

**RANEGO** - .....

**ANANAB** - .....

**GERINTANE** - .....


**LOWANTERME** - .....

**RYCHER** - .....

**REAP** - .....


**BERAWSTRY** - .....

**PLUM** - .....



**3. Connect the correct words to the correct parts of the fruit on the picture below (fill in the correct number to the correct word):**

\_\_\_\_\_ SEED    \_\_\_\_\_ SKIN    \_\_\_\_\_ LEAF    \_\_\_\_\_ APPLE    \_\_\_\_\_ STALK  
                         \_\_\_\_\_ FLESH    \_\_\_\_\_ CORE



**4. Choose the correct translation of the word in Slovak language from three options of words with different spelling:**

1. CITRÓN -	a, lenom	b, lemon	c, limon
2. ANANÁS -	a, pinapple	b, pineappl	c, pineapple
3. MARHULA -	a, apricott	b, apricod	c, apricot
4. BANÁN -	a, banan	b, banans	c, banana
5. ČEREŠŇA -	a, chery	b, cherri	c, cherry
6. MALINA -	a, raspberry	b, rapsberri	c, rabsberry
7. HRUŠKA -	a, paer	b, pear	c, peer
8. JAHODA -	a, stravberry	b, strawberry	c, strawberri
9. SLIVKA -	a, plumb	b, plum	c, plun
10. HROŽNO -	a, graps	b, grapes	c, grapes

**5. Complete the plural to the words and translate them into Slovak language:**

- A) leaf - \_\_\_\_\_ - \_\_\_\_\_
- B) blackberry - \_\_\_\_\_ - \_\_\_\_\_
- C) goosebery - \_\_\_\_\_ - \_\_\_\_\_

**6. Answer these questions:**

- A) Do you like fruit? .....
- B) How often do you eat fruit? .....
- C) What is your favourite fruit? .....

Draw its picture to this box:





7. Connect the names of the fruits with their pictures in the green box:

orange apple currants


orange, apple, currants, kiwi, raspberry, avocado, watermelon, peach, pineapple, coconut, kiwi, raspberries

## II. VEGETABLES

8. Connect the words that name different kinds of vegetables with the word VEGETABLE at the green box in the middle of the page below:



9. Unscramble the letters, put them in the correct order and write the names of the different kinds of vegetables . Pictures will help you do it:



ROTCAR - .....

NIONO - .....

LIFERCAULOW - .....

HUSROMOM- .....

LIGRAC - .....


BACGEBA- .....

REPPEP - .....

NEAB - .....

TOTAPOES - .....

MATOTO - .....



**10. Choose the correct translation of the word in Slovak language from three options of words with different spelling:**

- |               |             |             |             |
|---------------|-------------|-------------|-------------|
| 1. MRKVA -    | a, carrot   | b, carott   | c, caroot   |
| 2. PAPRIKA -  | a, peper    | b, pepper   | c, pepeer   |
| 3. ZEMIAK -   | a, potatoe  | b, potato   | c, potatto  |
| 4. PETRŽLEN - | a, parsly   | b, parslie  | c, parsley  |
| 5. FAZUĽA-    | a, baen     | b, bean     | c, beam     |
| 6. CIBUĽA -   | a, oniom    | b, onion    | c, omion    |
| 7. HRACH -    | a, pea      | b, pie      | c, pae      |
| 8. KUKURICA-  | a, corm     | b, korn     | c, corn     |
| 9. UHORKA -   | a, kukumber | b, cucumber | c, cucunber |
| 10. CESNAK -  | a, garlic   | b, garlick  | c, garlik   |

**11. Complete the plural to the words and translate them into Slovak language:**

- A) leaf - \_\_\_\_\_ - \_\_\_\_\_
- B) tomato - \_\_\_\_\_ - \_\_\_\_\_
- C) potato - \_\_\_\_\_ - \_\_\_\_\_
- D) cabbage - \_\_\_\_\_ - \_\_\_\_\_

**12. Answer these questions:**

- A) Do you like vegetable? .....
- B) How often do you eat vegetable? .....
- C) What is your favourite vegetable? .....

Draw its picture to this box:




### III. FRUIT AND VEGETABLES (MIX)

13. Connect the words that name different kinds of vegetables with the word VEGETABLE at the green box in the middle of the page below and the words that name different kinds of fruit with the word FRUIT at the yellow box in the middle of the page below:



14. Label the items on the pictures:



1. \_\_\_\_\_



2. \_\_\_\_\_



3. \_\_\_\_\_



4. \_\_\_\_\_

## ZDROJE

Obrázok 1: (<http://shelookbook.com/wp-content/uploads/2013/08/Lemon.jpg> ;  
[http://2.bp.blogspot.com/-hdkXfWeRV4A/TdizZhkLhhI/AAAAAAAAAHUA/GIC3S4HL8vE/s400/139865\\_1.jpg](http://2.bp.blogspot.com/-hdkXfWeRV4A/TdizZhkLhhI/AAAAAAAAAHUA/GIC3S4HL8vE/s400/139865_1.jpg);  
<http://ocmedicare.com/wp-content/uploads/2011/08/oranges3.jpg>;  
[http://img2.wikia.nocookie.net/\\_cb20110926232526/donkeykong/images/1/17/BananaDKC\\_R.png](http://img2.wikia.nocookie.net/_cb20110926232526/donkeykong/images/1/17/BananaDKC_R.png); <http://www.accentondesign.net/Portals/92553/images/tangerines-resized-600.png>;  
<http://www.greenlotusyogactr.com/blog/wp-content/uploads/2013/07/watermelon1-300x199.jpg> ;  
[http://upload.wikimedia.org/wikipedia/commons/thumb/b/bb/Cherry\\_Stella444.jpg/600px-Cherry\\_Stella444.jpg](http://upload.wikimedia.org/wikipedia/commons/thumb/b/bb/Cherry_Stella444.jpg/600px-Cherry_Stella444.jpg); <http://1.bp.blogspot.com/-niuyCH-3ww/Tm7rBgjIDII/AAAAAAAAABhk/M90xAECaL1o/s640/strawberry.jpg>;  
[http://www.visitrockypoint.com/wp-content/uploads/2014/01/pear\\_1-264x300.jpg](http://www.visitrockypoint.com/wp-content/uploads/2014/01/pear_1-264x300.jpg);  
<http://www.calorizator.ru/sites/default/files/imagecache/24/product/plum.jpg> ) k 17.3.2014

Obrázok 2: (<http://munchcooking.com/wp-content/uploads/2012/09/carrot1.jpg>;  
<http://cleveronion.com/wp-content/uploads/2011/12/Great-big-onion.jpg>;  
[http://images.mysupermarket.co.uk/Products\\_1000/70/042770.jpg?v=2?1395254925450%20=1395254925450](http://images.mysupermarket.co.uk/Products_1000/70/042770.jpg?v=2?1395254925450%20=1395254925450); [http://thegraphicsfairy.com/wp-content/uploads/blogger/\\_CarNcodpCMA/TMttARKIYI/AAAAAAAAAJII/HAAyJ4ecRYY/s1600/mushroom-graphicsfairy004b.jpg](http://thegraphicsfairy.com/wp-content/uploads/blogger/_CarNcodpCMA/TMttARKIYI/AAAAAAAAAJII/HAAyJ4ecRYY/s1600/mushroom-graphicsfairy004b.jpg);  
<http://www.justysproduce.com/sitebuilder/images/garlic-250x187.jpg>;  
<http://www.colourbox.com/preview/1752846-620480-ripe-savoy-cabbage-isolated-on-white-background.jpg>; [http://www.finecooking.com/assets/uploads/posts/5086/ING-bell-pepper\\_sql.jpg](http://www.finecooking.com/assets/uploads/posts/5086/ING-bell-pepper_sql.jpg); [http://www.zursunbeans.com/img/beans/large/baby\\_borlotti.jpg](http://www.zursunbeans.com/img/beans/large/baby_borlotti.jpg);  
[http://www.diytrade.com/china/pd/10030064/yellow\\_potato.html#normal\\_img+](http://www.diytrade.com/china/pd/10030064/yellow_potato.html#normal_img+)  
<http://www.ishs.org/sites/default/files/news-images/tomato.jpg>) k 17.3.2014

Obrázok 3: (<http://kidsactivitiesblog.com/wp-content/uploads/2011/01/apple-and-almonds.jpg>; <http://beginnersbeauty.com/wp-content/uploads/2013/12/image001.jpg> ) k 17.3.2014

Obrázok 4: (<http://livingprettynaturally.com/wp-content/uploads/2013/07/raspberry1.jpeg>;  
<http://us.123rf.com/400wm/400/400/voronin76/voronin761010/voronin76101000200/8076221-red-and-black-currant-isolated-on-white-background.jpg>;  
<http://hqwallbase.com/images/big/pineapple-wallpaper.jpg>;  
<http://www.fabfittraining.com/wp-content/uploads/2013/08/peach-300x242.jpg>;  
<http://thumbs.dreamstime.com/x/cluster-grapes-11162072.jpg>; <http://1.bp.blogspot.com/-niuyCH-3ww/Tm7rBgjIDII/AAAAAAAAABhk/M90xAECaL1o/s640/strawberry.jpg>;  
<http://www.wilsonsfruit.com.au/media/uploads/pinkladyapple2.jpg>;  
[http://foodsenseatoz.com/wp-content/uploads/2012/09/sharon\\_orange-300x199.jpeg](http://foodsenseatoz.com/wp-content/uploads/2012/09/sharon_orange-300x199.jpeg);  
<http://www.tammileetips.com/wp-content/uploads/2012/07/Plums-1.jpg>; <http://www.juicing-for-health.com/wp-content/uploads/2012/06/watermelon.jpg>; <http://juicing-for-health.com/wp-content/uploads/2013/05/small-avocado.jpeg>;  
[http://stevenwaddell.files.wordpress.com/2013/01/depositphotos\\_5404097\\_1.jpg?w=470&h=350](http://stevenwaddell.files.wordpress.com/2013/01/depositphotos_5404097_1.jpg?w=470&h=350); <http://franjabpublicaciones.com/web/25/images/stories/modulos/kiwi.jpg>) k 18.3.2014

Obrázok 5: (<http://wakemedvoices.org/wp-content/uploads/2011/02/broccoli.jpg>) k 18.3.2014

Obrázok 6: (<http://cdn.blog.nativeremedies.com/wp-content/uploads/2010/03/cucumber-e1294244478197-300x203.jpg>) k 18.3.2014

Obrázok 7:  
(<http://extension.umass.edu/vegetable/sites/vegetable/files/crops/bostonlettuce.jpg>) k  
18.3.2014

Obrázok 8: ([http://www.fancydresscostumesforkids.com/wordpress/wp-content/uploads/2013/10/citrouille\\_halloween\\_pumpkin-2555px.png](http://www.fancydresscostumesforkids.com/wordpress/wp-content/uploads/2013/10/citrouille_halloween_pumpkin-2555px.png)) k 18.3.2014