



**mpc**  
METODICKO-PEDAGOGICKÉ CENTRUM

**VZDELÁVANÍM  
PEDAGOGICKÝCH ZAMESTNANCOV  
K INKLÚZII MARGINALIZOVANÝCH  
RÓMSKYCH KOMUNÍT**

Moderné vzdelávanie pre vedomostnú spoločnosť / Projekt je spolufinancovaný zo zdrojov  
EÚ

Kód ITMS: 26130130051

číslo zmluvy: OPV/24/2011

**Metodicko – pedagogické centrum**

**Národný projekt**

**VZDELÁVANÍM PEDAGOGICKÝCH ZAMESTNANCOV  
K INKLÚZII MARGINALIZOVANÝCH RÓMSKYCH KOMUNÍT**

**Mgr. Iveta Rennerová**

**ZÁBAVNÁ ANGLIČTINA – 8. časť**

**Vydavateľ:** Metodicko-pedagogické centrum,  
Ševčenkova 11, 850 01 Bratislava

**Autor UZ:** Mgr. Iveta Rennerová

**Kontakt na autora UZ:** ZŠ s MŠ Lipovce,  
Lipovce125, 082 36  
zssmslipovce@gmail.com

**Názov:** Zábavná angličtina – 8. časť

**Rok vytvorenia:** 2014

**Oponentský posudok vypracoval:** Mgr. Gabriela Pavelková

**ISBN 978-80-565-0721-6**

Tento učebný zdroj bol vytvorený z prostriedkov projektu Vzdelávaním pedagogických zamestnancov k inklúzii marginalizovaných rómskych komunít. Projekt je spolufinancovaný zo zdrojov Európskej únie.

Text neprešiel štylistickou ani grafickou úpravou.

**Obsah:**



<b>1.</b>	<b>ZOO animals</b>	<b>4</b>
<b>2.</b>	<b>ZOO animals</b>	<b>5</b>
<b>3.</b>	<b>ZOO animals</b>	<b>6</b>
<b>4.</b>	<b>Number 1</b>	<b>7</b>
<b>5.</b>	<b>Number 2</b>	<b>8</b>
<b>6.</b>	<b>Number 1, 2</b>	<b>9</b>
<b>7.</b>	<b>Number 3</b>	<b>10</b>
<b>8.</b>	<b>Number 4</b>	<b>11</b>
<b>9.</b>	<b>Number 3, 4, 5</b>	<b>12</b>
<b>10.</b>	<b>Number 5</b>	<b>13</b>
<b>11.</b>	<b>Zdroje</b>	<b>14</b>



## ANIMALS


1. Listen, point and say. Počúvaj ukáž a pomenuj.

2. Find animals and match. Nájdi zvieratá a spoj hlavu s časťou tela.






3. Listen, point and say. Počúvaj ukáž a pomenuj.

4. Find animals and match. Nájdi zvieratá a spoj hlavu s časťou tela.





5. Say, trace and colour. Pomenuj, obtiahni a vyfarbi zvieratá.



6. Listen, point and count. Počúvaj, ukazuj a počítaj.

Find one animal or one object and colour. Nájdi 1 zvieru alebo vec a vyfarbi.





7. Circle one finger.






6. Listen, point and count. Počúvaj, ukazuj a počítaj.

Find two animals, say and colour. Nájdi dve zvieratá pomenuj a vyfarbi.



7. Count , circle two fingers. Počítaj a zakružkuj 2 prsty.



8. Write the numbers. Píš čísla.

Count the animals in each group, colour the groups that have two. Počítaj zvieratá v skupinách, vyfarbi skupiny, ktoré majú po dve zvieratá.

Handwriting practice lines with vertical bars and red dots for counting and coloring.

Row 1: 1 black bar, 2 light blue bars, 7 red dots.

Row 2: 1 black bar, 2 light blue bars, 7 red dots.

Row 3: 1 black bar, 2 light blue bars, 7 red dots.

Row 4: 1 black bar, 2 light blue bars, 7 red dots.

Row 5: 1 black bar, 2 light blue bars, 7 red dots.



What is next? Čo nasleduje ďalej?


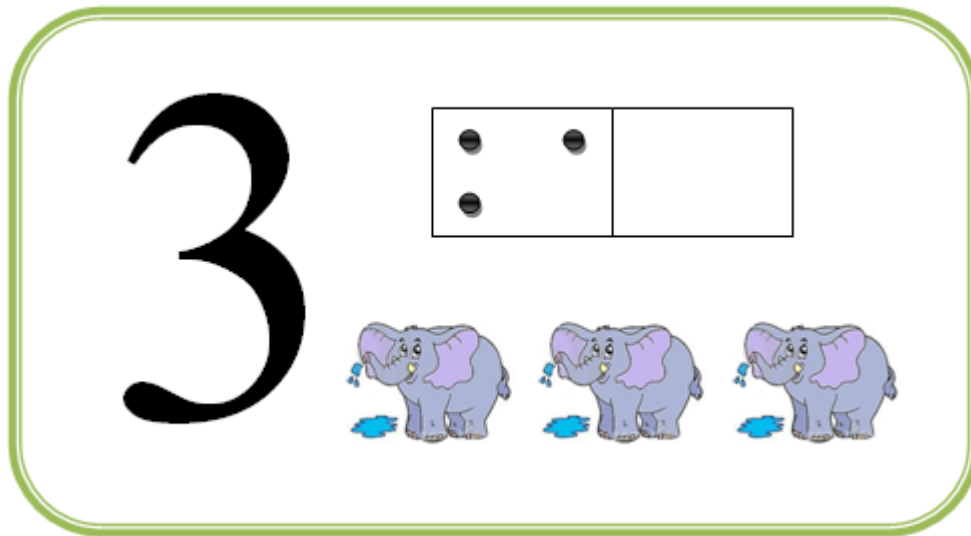
Two rows of boxes for a dot pattern sequence.

Row 1: 1 black dot, empty, 1 black dot, empty, empty, empty, empty, empty, empty.

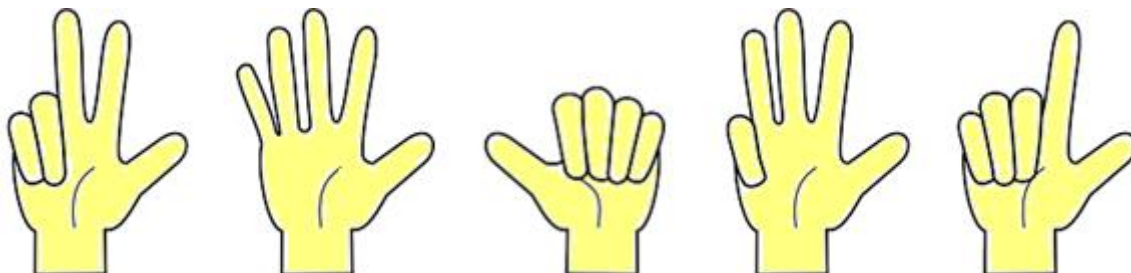
Row 2: 1 black dot, 2 black dots, 1 black dot, empty, empty, empty, empty, empty, empty.

6. Listen, point and count. Počúvaj, ukazuj a počítaj.

Find three animals, say and colour. Nájdi dve zvieratá pomenuj a vyfarbi.




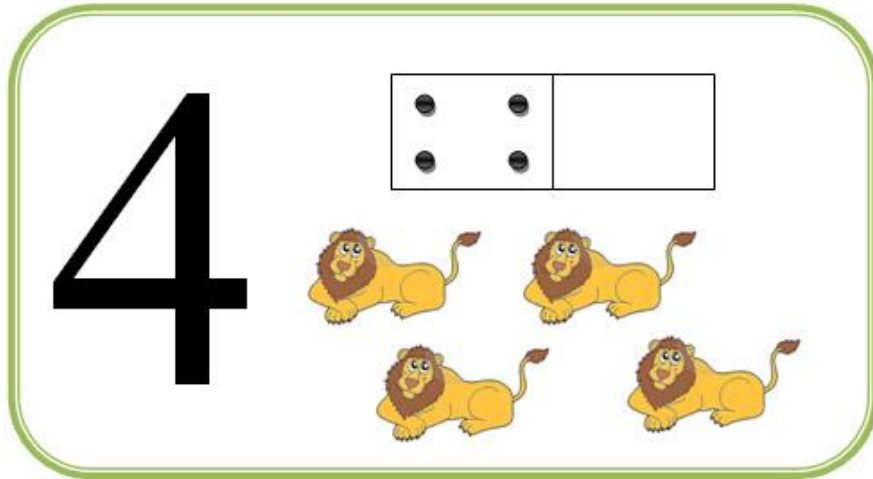
7. Count , circle three fingers. Počítaj a zakružkuj 2 prsty.



8. Listen, point and count. Počúvaj, ukazuj a počítaj.

Count the animals in each group, colour the groups that have four.


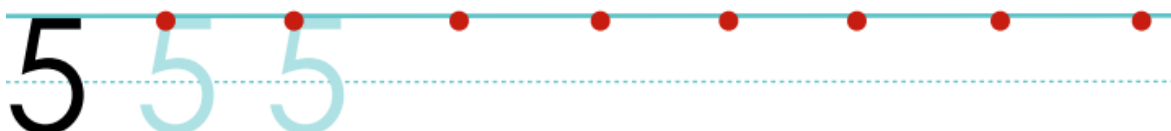
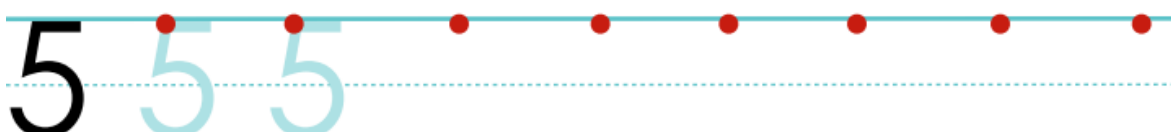

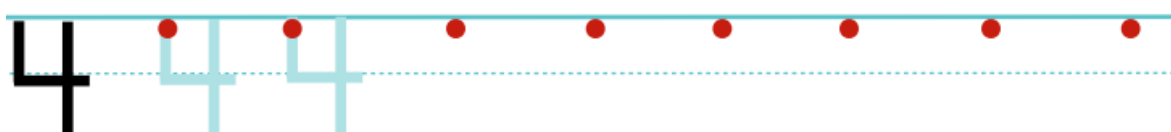
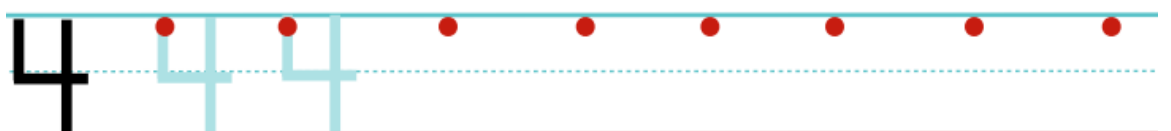

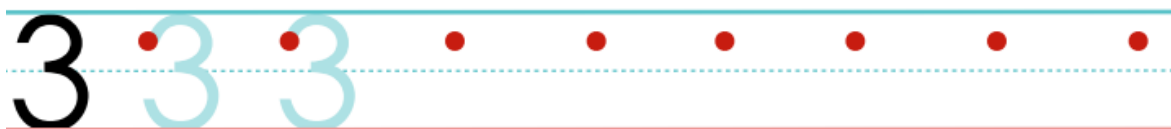
Počítaj zvieratá v skupinách, vyfarbi skupiny, ktoré majú po štyri zvieratá.



9. Count , circle four fingers. Počítaj a zakrúžkuj 4 prsty.




10. Write the numbers. Piš čísla.




12. Listen, point and count. Počúvaj, ukazuj a počítaj.

Find five animals, say and colour. Nájdi zvieratá pomenuj a vyfarbi.



A large black number '5' is on the left. To its right is a ten-frame divided into two halves of five cells each. The left half contains five black dots, and the right half is empty. Below the ten-frame are five cartoon monkeys sitting in a row, each with its hands on its head.



13. Count , circle four fingers. Počítaj a zakrúžkuj 4 prsty.



Zdroje:

<http://pagestocolor.net/2209-hanging-monkey-preschool-coloring-pages-zoo-animals/>

<http://www.dreamstime.com/royalty-free-stock-image-zoo-animals-collection-3-image6970906> [9.6.2014]

<http://www.dreamstime.com/stock-images-zoo-animals-collection-2-image6162264> [9.6.2014]

<http://www.dreamstime.com/royalty-free-stock-photo-zoo-animals-collection-4-image6999735>[9.6.2014]

<http://www.dreamstime.com/royalty-free-stock-images-various-african-animals-image14431189>[9.6.2014]

<http://www.dreamstime.com/royalty-free-stock-image-african-animals-collection-1-image16136896>[9.6.2014]

<http://www.dreamstime.com/royalty-free-stock-photos-african-animals-collection-4-image11478158>[9.6.2014]

<http://www.i-creative.cz/2007/08/23/zoo/>[9.6.2014]

<http://www.i-creative.cz/wp-content/uploads/2007/08/had1.gif>[9.6.2014]

<http://www.i-creative.cz/wp-content/uploads/2007/08/slon.gif>[9.6.2014]

<http://www.i-creative.cz/wp-content/uploads/2007/08/zirafa.gif>[9.6.2014]

<http://www.i-creative.cz/wp-content/uploads/2007/09/lev.gif>[9.6.2014]

<http://www.i-creative.cz/wp-content/uploads/2007/09/papousci.jpg>[9.6.2014]

<http://www.i-creative.cz/2007/08/23/zoo/>[9.6.2014]

<http://www.i-creative.cz/wp-content/uploads/2007/08/lachtan.gif>[9.6.2014]

<http://prodeti.blog.cz/1210/omalovanky-zirafy>[9.6.2014]

<http://www.i-creative.cz/2008/06/04/omalovanky-zviratka-ze-zoo-ii/>[9.6.2014]